

GLOBAL TRENDS IN CLEAN ENERGY INVESTMENT

**CLEAN ENERGY INVESTMENT STORMS TO NEW
RECORD IN 2010**

FACT PACK AS AT Q4 2010

11 JANUARY 2011



CONTENTS

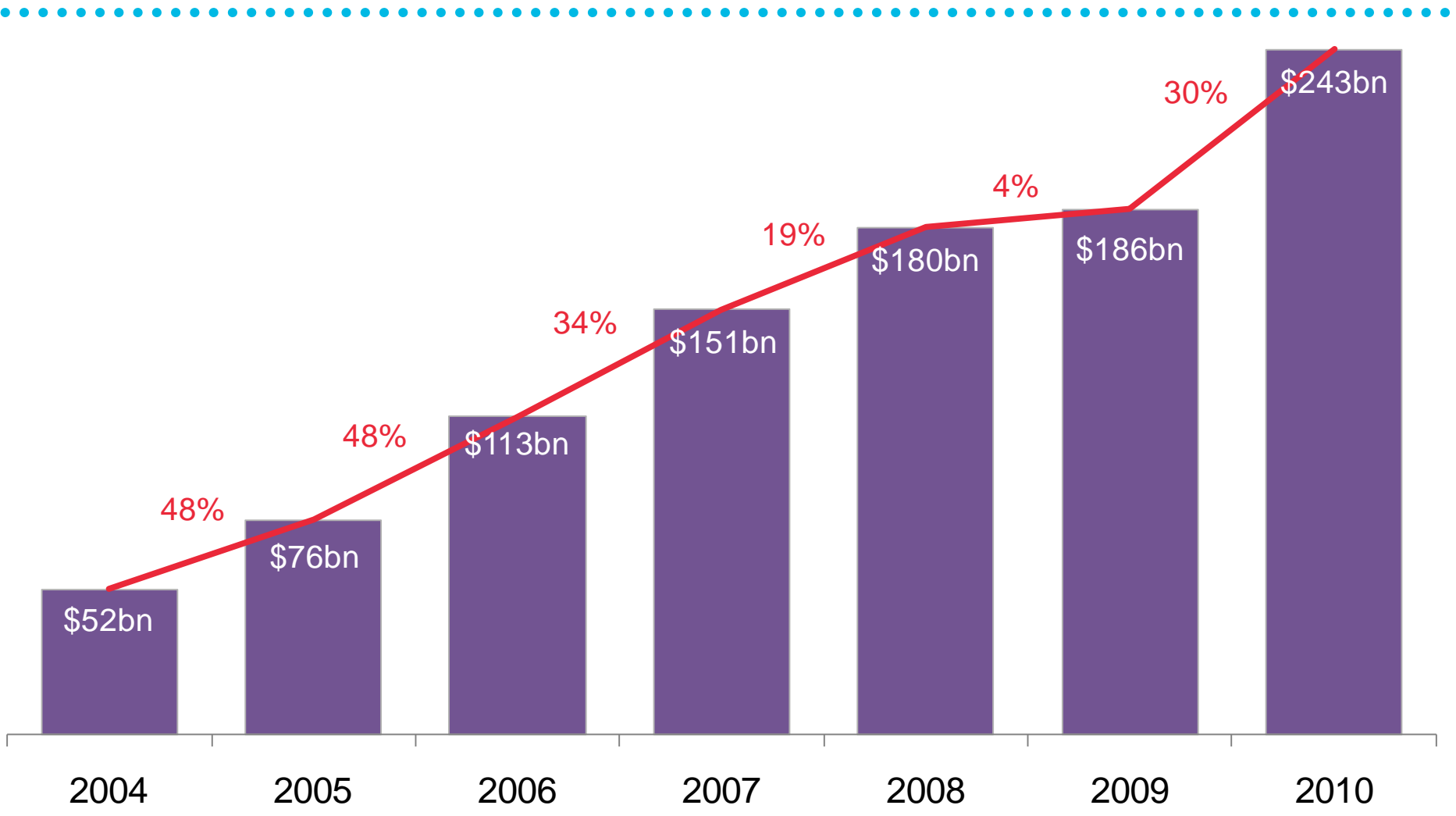
1. Global clean energy new investment overview

2. Global clean energy new financial investment overview

3. Appendix

GLOBAL TOTAL NEW INVESTMENT IN CLEAN ENERGY

2004–10 (\$BN)

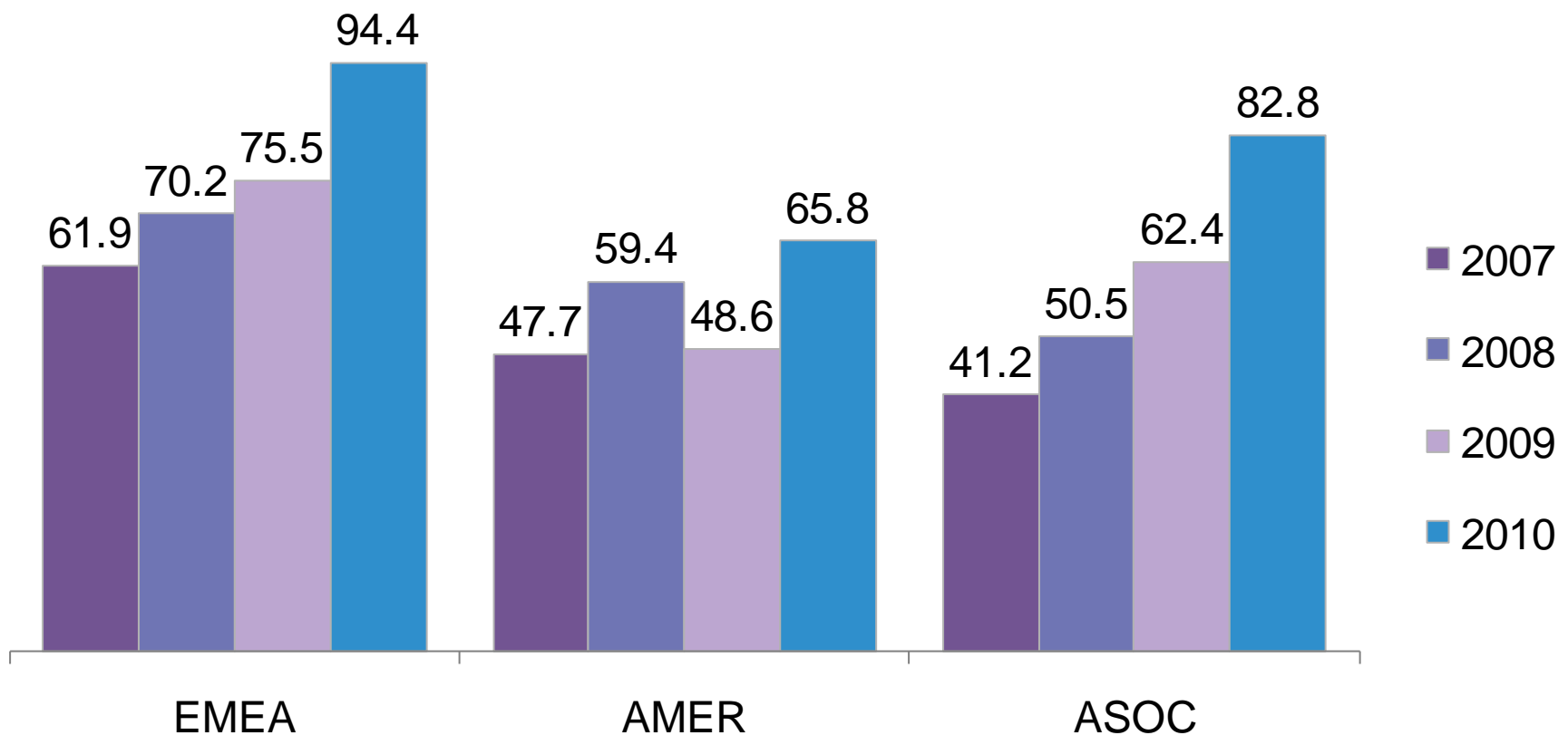


Note: Includes corporate and government R&D, and small distributed capacity. Adjusted for re-invested equity. Does not include proceeds from acquisition transactions

Source: Bloomberg New Energy Finance

TOTAL NEW INVESTMENT IN CLEAN ENERGY BY REGION

2004–10 (\$BN)



Note: Includes corporate and government R&D, and small distributed capacity. Adjusted for re-invested equity. Does not include proceeds from acquisition transactions

Source: Bloomberg New Energy Finance

CONTENTS

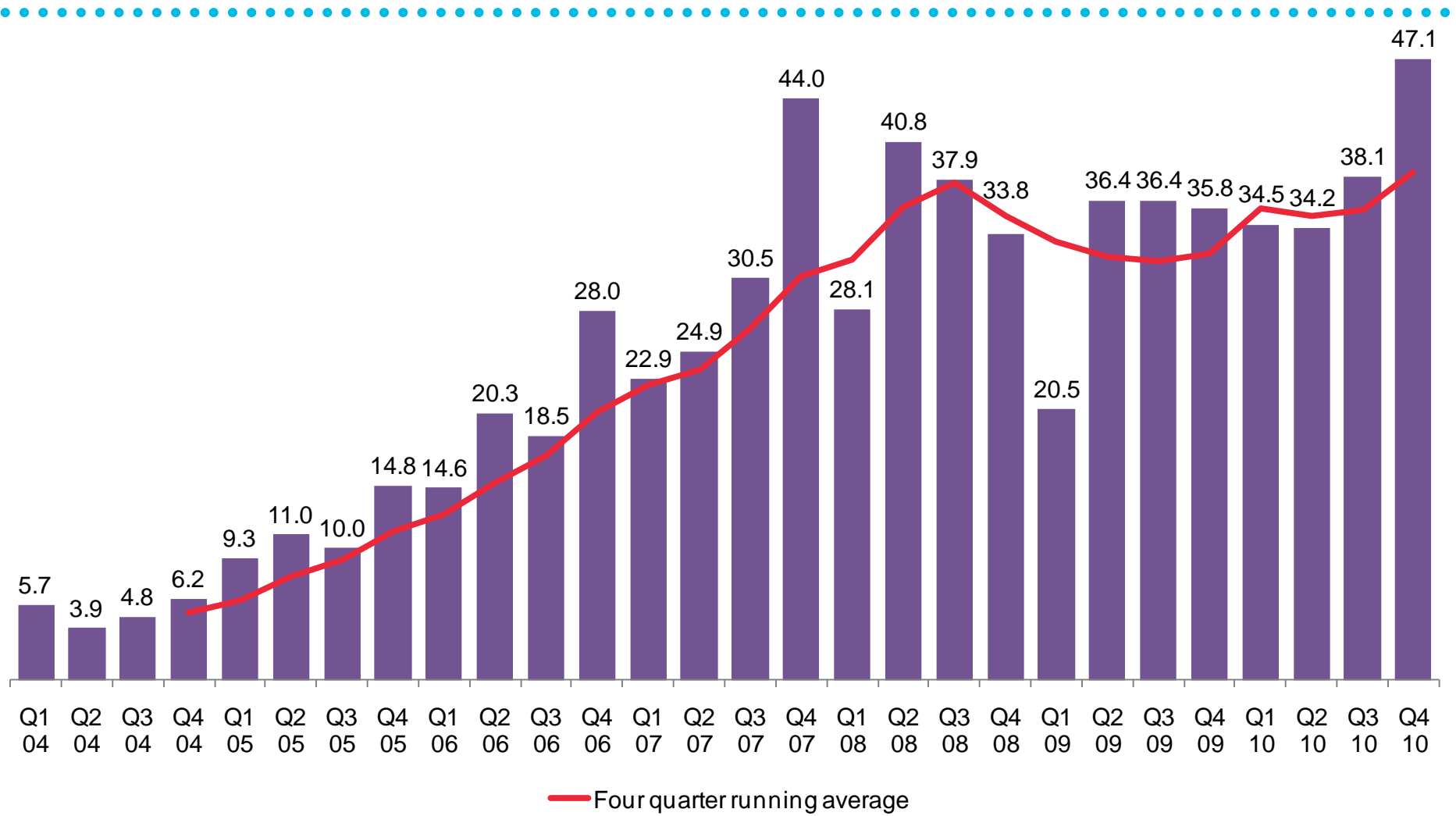
1. Global clean energy new investment overview

2. Global clean energy new financial investment overview

3. Appendix

NEW FINANCIAL INVESTMENT IN CLEAN ENERGY

Q1 2004–Q4 2010 (\$BN)

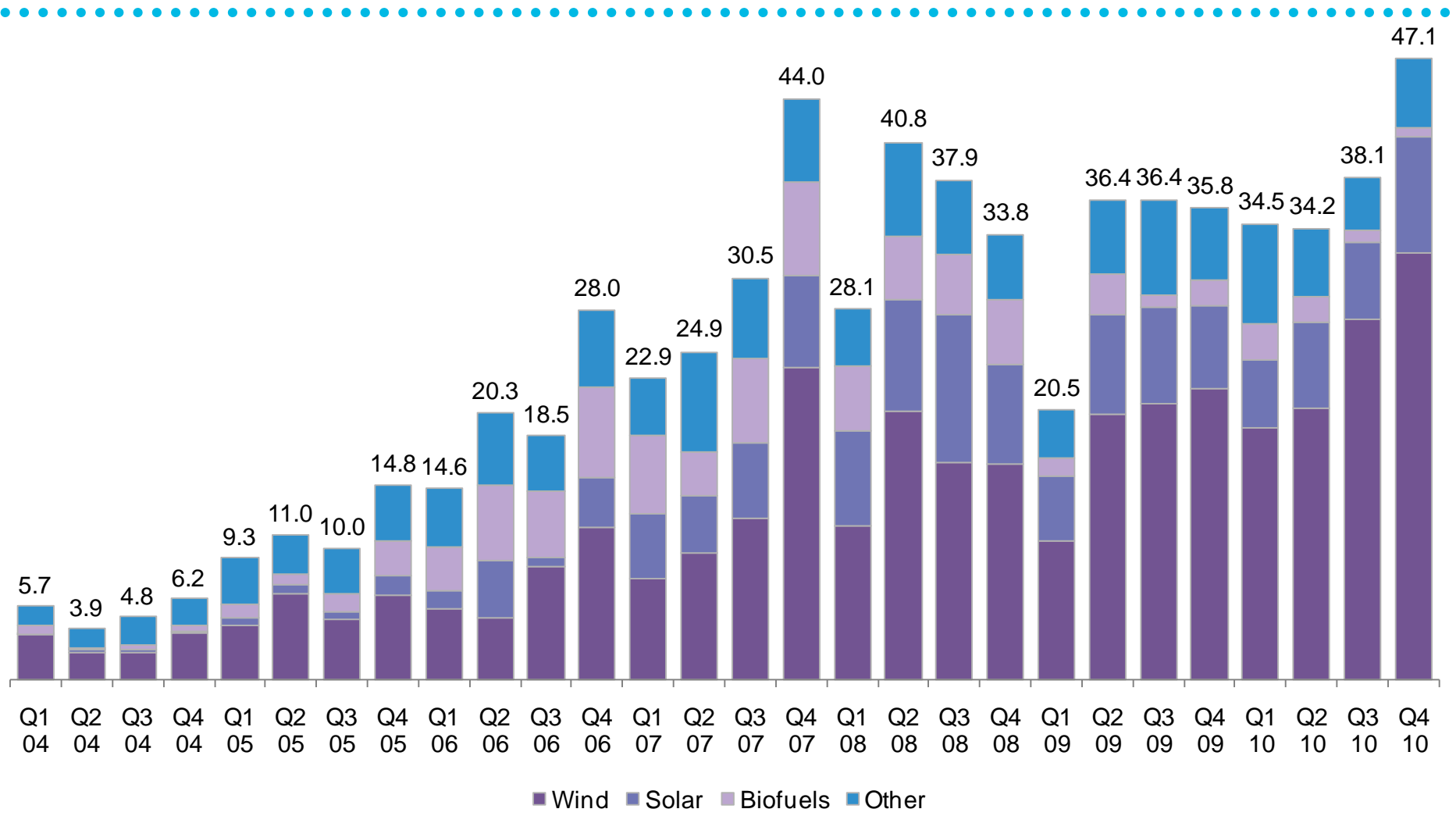


Note: Excludes corporate and government R&D, and small distributed capacity. Not adjusted for re-invested equity

Source: Bloomberg New Energy Finance

NEW FINANCIAL INVESTMENT IN CLEAN ENERGY BY SECTOR

Q1 2004–Q4 2010 (\$BN)

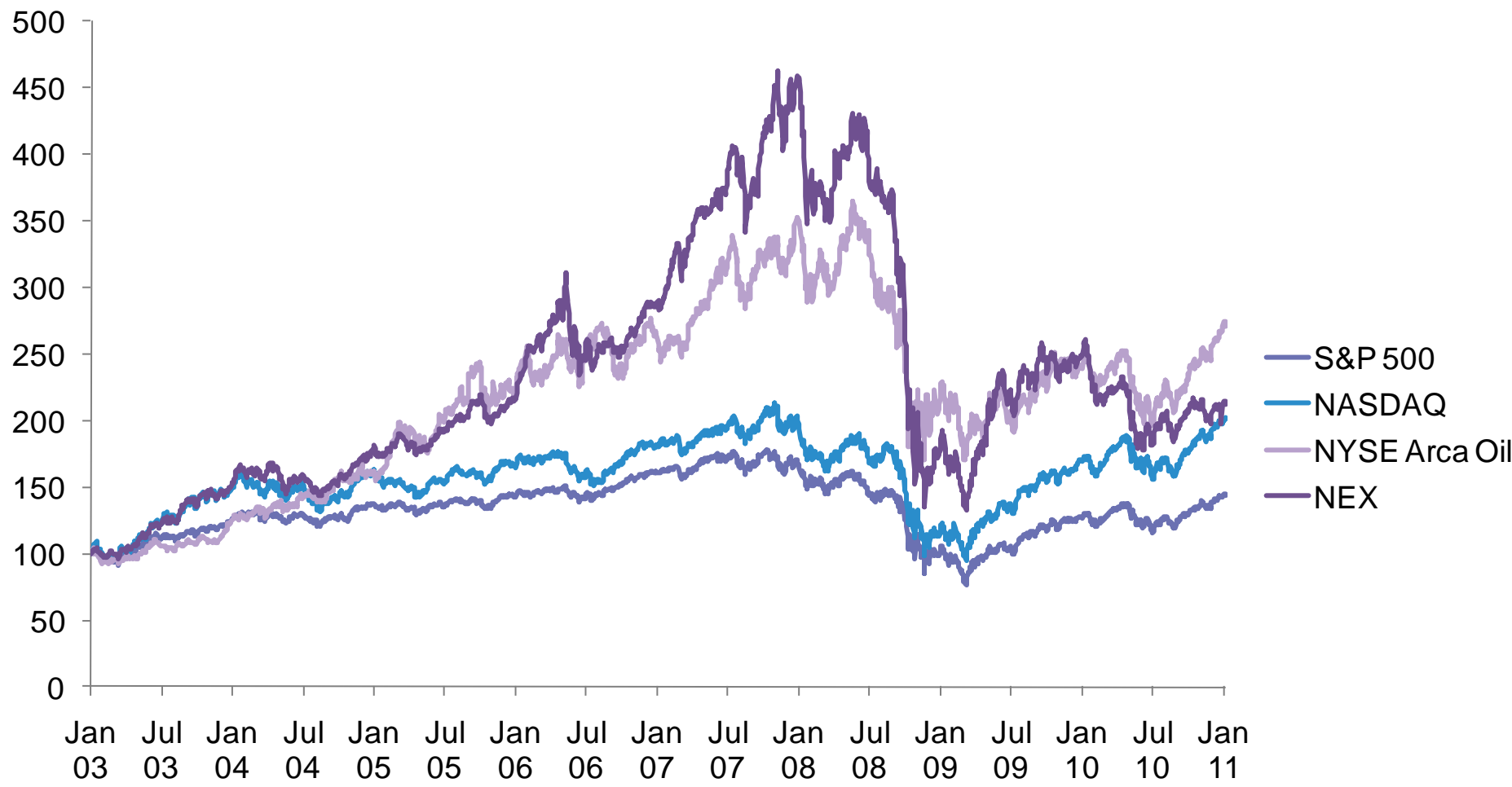


Note: Excludes corporate and government R&D, and small distributed capacity. Not adjusted for re-invested equity

Source: Bloomberg New Energy Finance

NEX CLEAN ENERGY INDEX

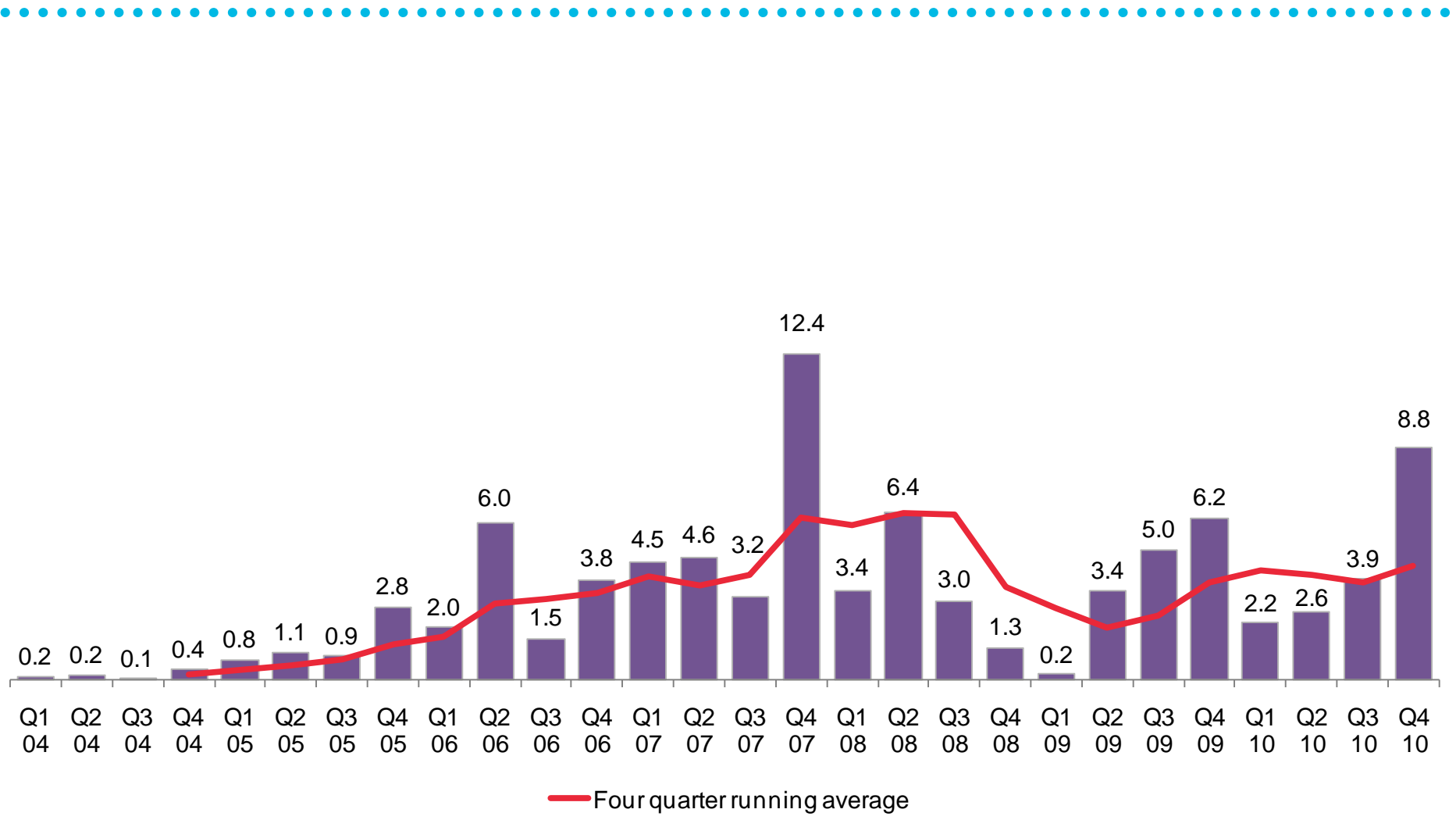
2003–10



Note: Values as at 7 January 2010; AMEX Oil, NASDAQ and S&P rebased to 100 on 1 January 2003

Source: Bloomberg New Energy Finance

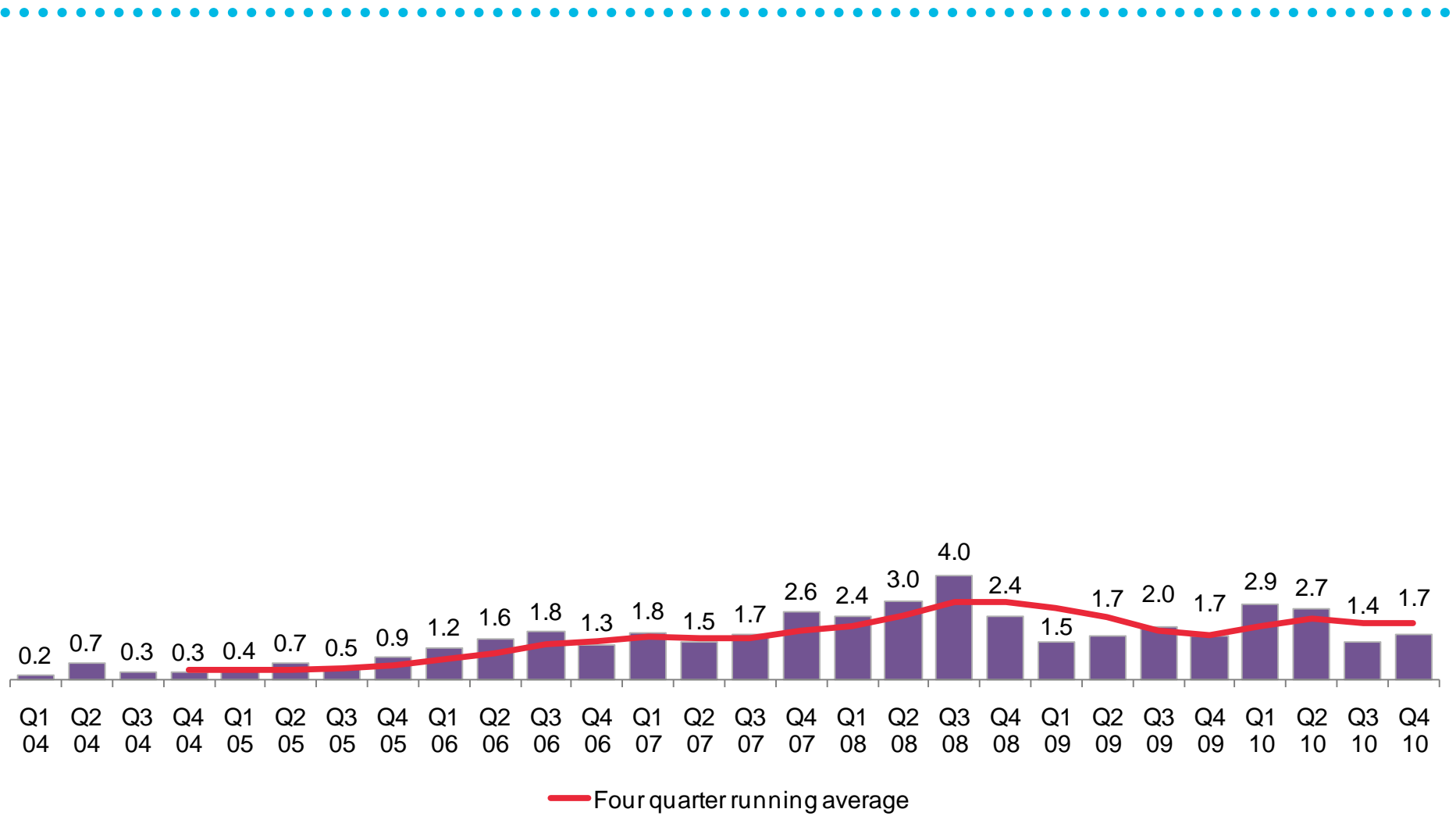
GLOBAL PUBLIC MARKET NEW INVESTMENT IN CLEAN ENERGY, Q1 2004–Q4 2010 (\$BN)



Source: Bloomberg New Energy Finance

GLOBAL VC AND PE NEW INVESTMENT IN CLEAN ENERGY

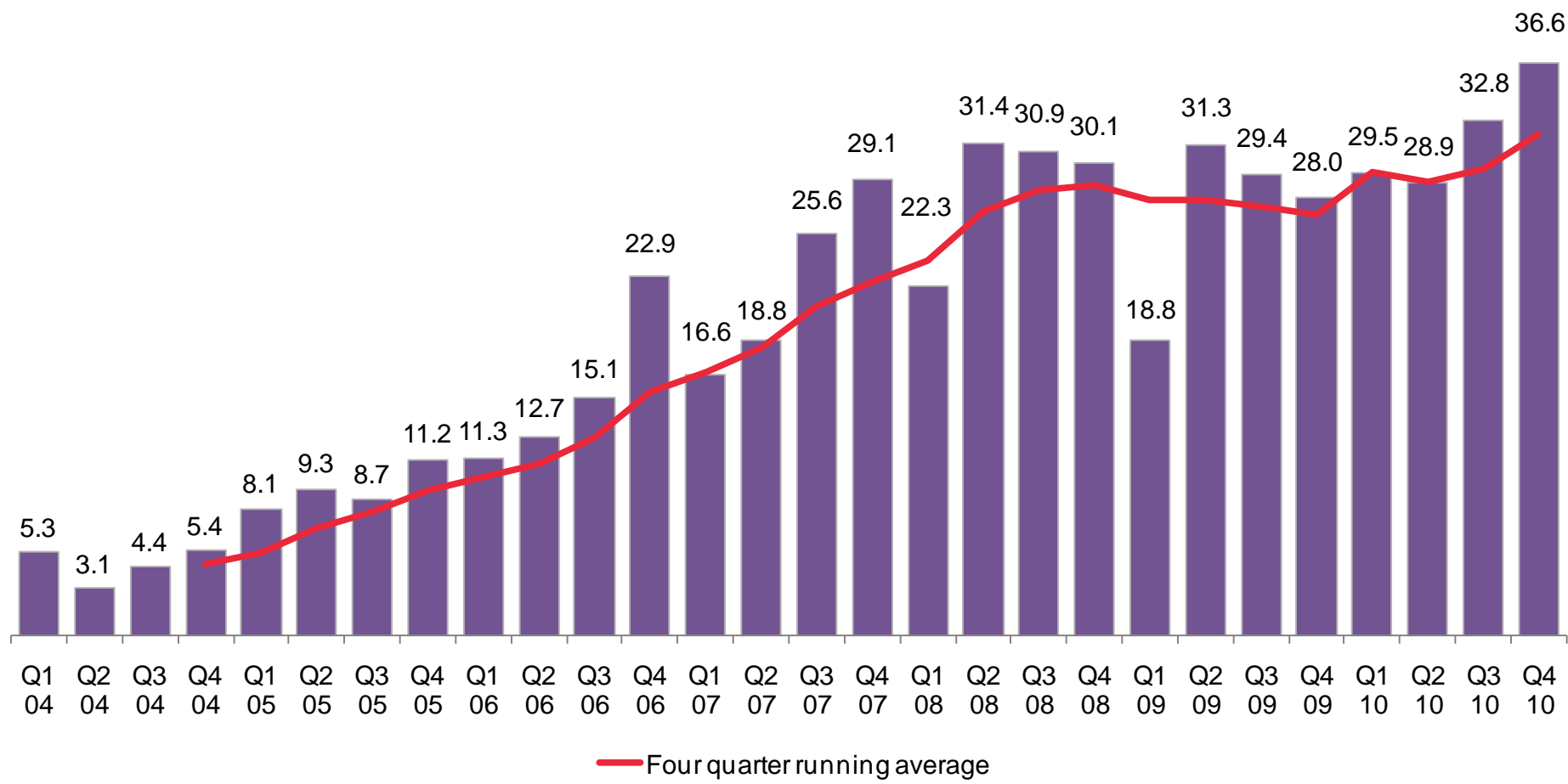
Q1 2004–Q4 2010 (\$BN)



Note: Total values include estimates for undisclosed deals

Source: Bloomberg New Energy Finance

GLOBAL ASSET FINANCING FOR NEW BUILD CLEAN ENERGY ASSETS, Q1 2004–Q4 2010 (\$BN)



Note: Total values include estimates for undisclosed deals

Source: Bloomberg New Energy Finance

CONTENTS

- 1. Global clean energy new investment overview
- 2. Global clean energy new financial investment overview
- 3. Appendix

TOP PUBLIC MARKET TRANSACTIONS OF THE QUARTER

Q4 2010 (\$BN)

ORGANISATION	COUNTRY	STOCK EXCHANGE	SECTOR	TYPE OF TRANSACTION	NEW EQUITY RAISED	TOTAL OFFERING SIZE
Enel Green Power	Italy	Borsa Italiana – MTA	Wind	IPO	\$3.5bn	\$3.5bn
Xinjiang Goldwind Science & Technology	China	Hong Kong Stock Exchange (HKEX)	Wind	IPO	\$1.1bn	\$1.1bn
China Datang Corp Renewable Power	China	Hong Kong Stock Exchange (HKEX)	Wind	IPO	\$0.6bn	\$0.6bn
Sanan Optoelectronics	China	Shanghai Stock Exchange	Solar	Private Investment in Public Equity (PIPE)	\$0.5bn	\$0.5bn
China Suntien Green Energy	China	Hong Kong Stock Exchange (HKEX)	Wind	IPO	\$0.4bn	\$0.4bn

Source: Bloomberg New Energy Finance

GLOBAL ASSET FINANCE SUMMARY

Q4 2010 (\$BN)

TYPE OF INVESTMENT	AMOUNT	NO. OF DEALS
Total new build asset financing	\$36.6bn	275
<i>Refinancing</i>	\$0.5bn	6
<i>Acquisition</i>	\$7.8bn	43
Total refinancing & acquisitions	\$8.3bn	49
Total asset financing	\$44.9bn	324

REGION	AMOUNT	NO. OF DEALS
United States	\$7.5bn	44
Brazil	\$1.6bn	13
Other AMER	\$3.5bn	17
China	\$12.6bn	101
India	\$0.5bn	8
Other ASOC	\$2bn	28
Europe	\$7.3bn	52
Other EMEA	\$1.4bn	12
Total new build asset financing	\$36.6bn	275

SECTOR	AMOUNT	NO. OF DEALS
Wind	\$25.9bn	162
Solar	\$6.5bn	74
Biofuels	\$0.3bn	6
Biomass & Waste	\$2.9bn	23
Geothermal	\$0.5bn	3
Small hydro	\$0.5bn	7
Marine	-	-
Total new build asset financing	\$36.6bn	275

Note: Total values include estimates for undisclosed deals

Source: Bloomberg New Energy Finance

GLOBAL VC AND PE SUMMARY

Q4 2010 (\$BN)

STAGE/TYPE OF INVESTMENT	AMOUNT	NO. OF DEALS
<i>VC early stage</i>	\$0.4bn	41
<i>VC late stage</i>	0.8bn	24
Total VC	\$1.2bn	65
<i>PE expansion capital</i>	\$0.5bn	15
Total VCPE new investment in companies	\$1.7bn	80
<i>PE buy-out</i>	\$0.2bn	5
Total VCPE for companies	\$2bn	85
<i>PE for projects</i>	\$2.7bn	7
Total invested by the venture capital and private equity community	\$4.7bn	92

REGION	AMOUNT	NO. OF DEALS
United States	\$1.5bn	63
Brazil	-	-
Other AMER	\$0.02bn	3
China	-	-
India	\$0.04bn	2
Other ASOC	-	-
Europe	\$0.1bn	10
Other EMEA	\$0.04bn	2
Total VCPE new investment in companies	\$1.7bn	80

SECTOR	AMOUNT	NO. OF DEALS
Wind	\$0.2bn	7
Solar	\$0.5bn	21
Biofuels	\$0.2bn	12
Biomass & Waste	\$0.04bn	6
Geothermal	-	-
Small hydro	\$0.001bn	2
Marine	\$0.03bn	2
Energy smart technologies	\$0.68bn	26
Low carbon services & support	\$0.1bn	4
Total VCPE new investment in companies	\$1.7bn	80

Note: Total values include estimates for undisclosed deals

Source: Bloomberg New Energy Finance

COPYRIGHT AND DISCLAIMER

This publication is the copyright of Bloomberg New Energy Finance. No portion of this document may be photocopied, reproduced, scanned into an electronic system or transmitted, forwarded or distributed in any way without prior consent of Bloomberg New Energy Finance.

The information contained in this publication is derived from carefully selected public sources we believe are reasonable. We do not guarantee its accuracy or completeness and nothing in this document shall be construed to be a representation of such a guarantee. Any opinions expressed reflect the current judgment of the author of the relevant article or features, and does not necessarily reflect the opinion of Bloomberg New Energy Finance. The opinions presented are subject to change without notice. Bloomberg New Energy Finance accepts no responsibility for any liability arising from use of this document or its contents. Bloomberg New Energy Finance does not consider itself to undertake Regulated Activities as defined in Section 22 of the Financial Services and Markets Act 2000 and is not registered with the Financial Services Authority of the UK.

GLOBAL TRENDS IN CLEAN ENERGY INVESTMENT

ANGUS MCCRONE, AMCCRONE1@BLOOMBERG.NET
NICOLE ASPINALL, NASPINALL@BLOOMBERG.NET

MARKETS

Renewable Energy

Carbon Markets

Energy Smart Technologies

Renewable Energy Certificates

Carbon Capture & Storage

Power

Water

Nuclear

SERVICES

Insight: research, analysis & forecasting

Industry Intelligence: data & analytics

News & Briefing: daily, weekly & monthly

Applied Research: custom research & data mining

Knowledge Services: Summit, Leadership Forums, Executive Briefings & workshops

Subscription-based news, data
and analysis to support your
decisions in clean energy, power
and water and the carbon markets

info@bnef.com

Bloomberg
NEW ENERGY FINANCE